

SIEMENS



High resolution IP video performance combined with faithful analogue reliability, side by side.

Camera Range and application overview.

Answers for infrastructure.

The right IP Camera for the right environment

■ **Why choose Siemens IP cameras?**
An IP based Ethernet network infrastructure is often already in place, which means the IP camera can easily be connected to the nearest network connection. Simply set the IP address and you're up and running!

Adding more IP cameras to a system is as easy as the first one. With the facility of Power over Ethernet (PoE) - supplying power directly over the network cable - an external power supply is unnecessary, making

installation much easier. However, of course the camera can be powered using a conventional power supply, if required.

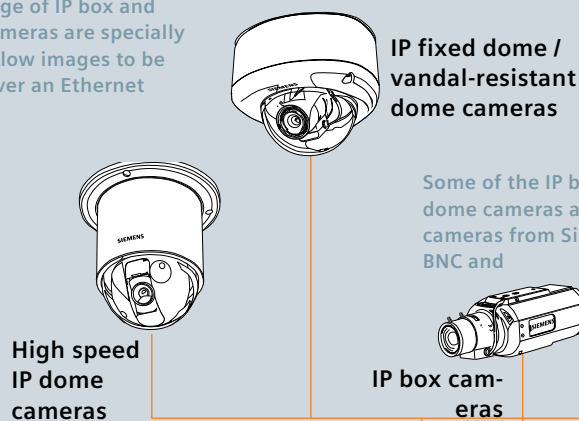
Siemens IP cameras capture and send livestreaming video directly over an IP network that enables users to view and manage the camera using a standard Web browser, Onvif compliant 3rd party recording solutions, SISTORE MX 3G, or SISTORE NVS (Network Video Software) on any local or remote computer on a network. Therefore transmission

distances are no longer a problem.

With a wide range of solutions to choose from, Siemens IP camera portfolio ensures that the best camera solution is available for any networking application.

With a camera range that encompasses VGA to full HD ready image quality and Onvif compliance, Siemens IP camera portfolio offers the best image quality along with an easy integration platform to 3rd party systems seamlessly.

The entire range of IP box and fixed dome cameras are specially designed to allow images to be transmitted over an Ethernet network.

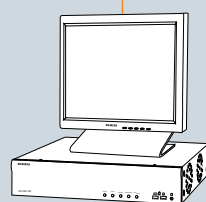


The SISTORE MX NVS software allows up to 64 IP cameras to be displayed and digitally recorded on a PC. It is also possible to configure cameras using the software.

SISTORE MX NVS software
Vectis HX NVS



Up to 32 IP cameras can be connected to the SISTORE MX 3G system. Doing so allows true digital recording of the cameras and displaying them on a monitor, and also provides the full functionality of the digital video recorder, such as motion and sabotage detection or alarm generation.



SISTORE MX 3G IPVR
Vectis HX HVR

Access to the IP cameras is possible from any PC connected to an Ethernet network and equipped with a standard Web browser.



Web browser

Access to IP cameras via SISTORE software



Motion detection



Simple menu structure



Latest technology

ONVIF
Driving network video through global standardization

Full HD
1080

H.264

Technical overview





	CCIC1410-LA	CCIC1410-LAW	CFIS1425	CFMW1025	CFMS2025	CFMW3025
						
Specification	VGA, Colour with audio	VGA, Colour with audio & WLAN	D1/VGA, Day / Night	1 MP, Day / Night, Wide Dynamic	2 MP, Day / Night	3MP Day / Night Wide Dynamic
Video sensor	1/4" CMOS		1/4" CMOS	1/3" WDR CMOS	1/3" 1080p HD CMOS	1/3" digital WDR
Resolution	640x480		640x480	1280x720	1920x1080	2048x1536
Transmission	IP		Hybrid (IP & Analogue)			
Compression	MJPEG/MPEG4 simultaneous dual-streaming		MJPEG/MPEG4/H.264 simultaneous triple streaming			
Light sensitivity	Col. 0.4 Lux		Col. 0.2 Lux / BW 0.1 Lux	Col. 0.5 Lux / BW 0.3 Lux	Col. 0.5 Lux / BW 0.3 Lux	Col.0.3 lux/BW 0.1lux
Image frame rate	VGA @ max. 30 fps		H.264 D1 @ 25 fps	H.264 720p @ 25 fps	H.264 1080p @ 12 fps H.264 720p @ 25 fps	H.264 3M@12fps H.264 1080p@25fps
Power supply: 5 V DC 12 V DC 24 V AC PoE/PoE+	■	■	■ ■ ■	■ ■ ■	■ ■ ■	■ ■ ■
Audio feature	2-way mono		2-way mono			
Alarm	Yes; 1x in, 1x out		Yes; 3x In & 1x Out			3x in, 1x out
Motion detection			■	■	■	■
Wide dynamic				■		■
Onvif Compatible			■	■	■	■
Automatic gain control (AGC)	Yes		Yes			
Back light compensation (BLC)			Yes, 6 zones			
Shutter speed	1/1 – 1/10000 s		AES 1/50~1/10000 sec	AES 1/25~1/10000 sec	ES 1/25~1/10000 sec	AES1/25-1/8912
Privacy zone	Yes (Local switch)		Yes, 8 zones			Yes, 4 zones
Web Browser	IE browser 6.0 or above		IE 6.0 above / Firefox, Safari with VLC plug in			
Power consumption	< 5W	< 7W	< 5.5W			6W
Dimensions (LxWxH)	87 x 88 x 32 mm		126 x 115mm			

Accessories, Mounts and Lens

The front of any CCTV system is a lens, often overlooked but a very important part of any system. Siemens lenses provide a full focal range (covering 2.8mm to 50mm), and satisfy all application requirements for the IP camera range.

Please note. Box camera mounts and lenses are for use with the following models: CCIS1425, CCMW1025, CCMS2025, CCMW3025, CCMC1315 and CCMS1315 cameras

Functional dome accessories and mounts are for use with the following models: CCID1410-ST, CCID1445-DN18, CCID1445-DN28 and CCID1445-DN36 domes

CAB1420	Universal Camera Mount 140 mm	
CAB1920	Universal Camera Mount 190 mm	
CWCB140	Universal camera mount 140 mm	
CCCB210	Ceiling Camera Bracket 210 mm	

CVMS2025-IR	CVMW3025-IR	CCIS1425	CCMW1025	CCMS2025	CCMW3025	CCMC1315
						
Vandal Dome, 2MP, Day / Night, IR LED's	3MP Day/Night Wide Dynamic	D1/VGA, Day / Night	1 MP, Day / Night, Wide Dynamic	2 MP, Day / Night	3MP Day / Night Wide Dynamic	1.3 MP, Colour
1/3" 1080p HD CMOS	1/2.7" 1080p FHD CMOS	1/4" CMOS	1/3" WDR CMOS	1/3" 1080p HD CMOS		
1920x1080	2052x1536	640x480	1280x720	1920x1080	2052x1536	
Hybrid (IP & Analogue)		Hybrid (IP & Analogue)				
MJPEG/MPEG4/H.264 (Triple streaming)	MJPEG, H.264	MJPEG/MPEG4/H.264 simultaneous triple streaming			MJPEG, H.264	MJPEG/M
Col. 0.5 Lux / BW 0.0 Lux	Col.0.3 lux/BW 0.1lux	Col. 0.2 Lux / BW 0.1 Lux	Col. 0.5 Lux / BW 0.3 Lux	Col. 0.5 Lux / BW 0.3 Lux	Col.0.3 lux/BW 0.1lux	Col. 0.4 Lux
H.264 1080p @ 12 fps H.264 720p @ 25 fps	H.264 3M@12fps H.264 1080p@25fps	H.264 D1 @ 25 fps	H.264 720p @ 25 fps	H.264 1080p @ 12 fps H.264 720p @ 25 fps	H.264 3M@12fps H.264 1080p@25fps	
■ ■ ■	■ ■	■ ■ ■	■ ■ ■	■ ■ ■	■ ■ ■	■ ■ ■
2-way mono		2-way mono				
Yes,3x In&1x Out		Yes; 3x In & 1x Out				
■	■	■	■	■	■	■
■	■	■	■	■	■	■
Yes		Yes				
Yes, 6 zones		Yes, 6 zones				
1/25 – 1/10000 sec	AES1/25-1/8912	AES 1/50~1/10000 sec	AES 1/25~1/10000 sec	AES 1/25~1/10000 sec	AES1/25-1/8912	
Yes, 8 zones	Yes, 4 zones	Yes, 8 zones			Yes, 4 zones	
IE browser 6.0 or above		IE 6.0 above / Firefox, Safari with VLC plug in				
< 8.4W	6W	< 5.5W			6W	< 7W
140 x 115 mm		132 x 72 x 63 mm			140 x 115mm	150 x 66

Box camera Lens

CLVD1316, 3 – 8	Megapixel Lens 3–8mm CS mount Aspherical ; Auto Iris ; IR corrected ; F1.0–360, 1/3"
CLVD1316, 5 – 50	Megapixel Varifocal Lens 5–50mm CS mount Aspherical ; Auto Iris ; F1.4–360 ; 1/3"
CLVD1316/2.8 – 8	Megapixel (3MP) Varifocal Lens 2.8–8mm CS mount Aspherical ; Auto Iris ; F1.2–360 ; IR corrected ; 1/3"
CLVD1316/8-50	Megapixel (3MP) Varifocal Lens 8–50mm CS mount Aspherical ; Auto Iris ; F1.6–360 ; IR corrected ; 1/3" (1/2.7")
CLVD1318/1040	Varifocal Lens 10–40mm CS mount Aspherical ; Auto Iris ; IR corrected ; F1.4–360 ; 1/3"
CLVD1318/2.8-11	Varifocal Lens 2.8–11mm CS mount Aspherical ; Auto Iris ; IR corrected ; F1.4–360 ; 1/3"
CLVD1325/5-50	Varifocal Lens 5–50mm CS mount Aspherical ; Auto Iris ; F1.4–360 ; 1/3"
CLVD1315/2.8 – 12	Varifocal Lens 2.8–12mm CS mount Aspherical ; Auto Iris ; F1.4–360 ; 1/3"
CLVD1316/3-8	Varifocal Lens 3–8mm CS mount Aspherical ; Auto Iris ; IR corrected ; F1.0–360, 1/3"
CLVD1218/10-40	Varifocal Lens 10–40mm C mount Aspherical ; Auto Iris ; IR corrected ; F1.4–360, 1/2"
CLVD1218/4-12	Varifocal Lens 4–12mm C mount Aspherical ; Auto Iris ; IR corrected ; F1.2–360, 1/2"



CCMS1315	CFMC1315-LP	CCID1410-ST	CCID1445-DN18	CCID1445-DN28	CCID1445-DN36
					
1.3 MP, Day / night	1.3 MP, Colour	VGA, PTZ, Colour	Highspeed Dome, Day / Night, 18x Zoom	Highspeed Dome, Day / Night, 28x Zoom	Highspeed Dome, Day / Night, 36x Zoom
1/3" progressive CCD		1/4" CCD	1/4" Ex-view CCD		
1280x960		640x840	640x480		
Hybrid (IP & Analogue)		IP	Hybrid (IP & Analogue)		
PEG4 simultaneous dual-streaming		MJPEG/MPEG4 (Dual-streaming)	MJPEG/MPEG4/H.264 simultaneous triple streaming		
Col. 0.4 Lux / BW 0.2 Lux	Col. 0.4 Lux	Col. 0.7 Lux	Col. 0.7 Lux / BW 0.01 Lux	Col. 1.0 Lux / BW 0.01 Lux	Col. 1.4 Lux / BW 0.01 Lux
SXGA (1280x960) at 12 fps		VGA @ 30 fps	H.264 D1 @ 25 fps		
					
2-way mono		2-way mono			
Yes; 1x In & 1x Out		Yes; 2x in, 1x out	Yes; 4x In & 1x Out		
					
Yes		HI / MID / LOW / OFF	Yes		
Yes, 8 zones		Yes			
1/25 – 1/10,000 sec		1/1 – 1/10000 sec			
		Yes, 8 zones			
IE browser 6.0 or above		IE browser 6.0 or above	IE 6.0 above / Safari / Firefox		
< 8.5W	< 7W	< 16W	< 25W		
64 mm	128 x 140 mm	167 x 120 mm	134 x 220 mm		

Functional dome accessories and mounts

CCDA1425-WPH	This weatherproof housing enables the outdoor installation of the CCID speed dome cameras. Including a heater and fan, the housing is weatherproof according to IP66. Suitable for temperatures ranging from -30 to +50 °C.
CCDA1425-VRH	This vandal-resistant outdoor housing enables the outdoor installation of CCID speed dome cameras. including heater and fan, the housing is weatherproof according to IP66.
CCDA1425-SM	This indoor ceiling mount includes a clear bubble that will prevent the ingress of dust when CCID speed dome cameras are installed indoors. This ceiling mount attaches directly to the surface of a flat ceiling.
CCDA1425-FM	This indoor, flush ceiling mount includes a clear bubble that will prevent the ingress of dust when CCID speed domes are installed indoors. This flush mount housing enables speed domes to be recessed into the ceiling.
CCDA1425-PMA	This pole mount adapter is used to fix the wall mount CCID speed dome cameras onto a pole (max. pole diameter 150 mm).
CCDA1425-WM	This outdoor wall mount attaches directly to a flat, upright wall and includes a mounting flange with a standard 1½" NTP threaded pipe. This is compatible with the weatherproof outdoor housing CCDA1425-WPH/-VRH.
CCDA1425-WMJ	The integrated junction box provides perfect cable connectivity and servicing/maintenance capability. This pendant ceiling mount is compatible with the weatherproof outdoor housing.
CCDA1425-PM	This pendant ceiling mount is a perfect solution for any wood, metal, plaster, drywall, or other hard ceiling installation. The assembly can be used in beam/pendant installations and is compatible with the weatherproof outdoor housing.
CCDA1425-EP	The extension pole increases the length of wall and pendant mount by 0.5m. For use with CCDA1425-WM, CCDA1425-WMJ and CCDA1425-PM.
CCDA1425-CMA	This corner mount adapter can be used to fix the wall mounts CCDA1425-WM or CCDA1425-WMJ on a right-angled wall corner.
CCDA1425-WMI	This indoor wall mount attaches directly to a flat upright wall. It is to be used together with the indoor surface mount CCDA1425-SM for indoor wall mount solutions.



Siemens AB
Infrastructure & Cities Sector
Building Technologies Division
Security Products
Englundavägen 7
Box 1275
17124 Solna
Sweden
Tel: +46 8 629 0300
Fax: +46 8 627 0096

Siemens AG
Infrastructure & Cities Sector
Building Technologies Division
Fire Safety and Security
Security Products
Siemensallee 84
76187 Karlsruhe,
Germany
Tel. +49 (721) 595-4291
Fax: +49 (721) 595-2806

Siemens plc
Infrastructure & Cities Sector
Building Technologies Division
Fire Safety and Security
Security Products
Suite 7
Castlegate Business Park
Caldicot
South Wales
NP26 5AD
UK
Main: +44 (0) 1291 437920
Fax: +44 (0) 1291 437943

The information in this document contains general descriptions of technical options available, which do not always have to be present in individual cases. The required features should therefore be specified in each individual case at the time of closing the contract.

© Siemens AB - 07/2013

Answers for infrastructure.

Our world is undergoing changes that force us to think in new ways: demographic change, urbanization, global warming, and resource shortages. Maximum efficiency has top priority – and not only where energy is concerned.

In addition, we need to increase comfort for the well-being of users. Also, our need for safety and security is constantly growing. For our customers, success is defined by how well they manage these challenges. Siemens has the answers.

“We are the preferred partner for energy-efficient, safe, and secure buildings and infrastructure.”