

Description

The fully motorized, bi-directional pedestrian gate, PMD 337, is designed as an accessible passageway to accommodate the disabled, people with carts or other authorized users requiring a wider walkway than a standard automatic gate. The pedestal coordinates with the PNG 382. The PMD operates in both entrance and exit directions, opening in the direction of the user's movement.

Its particularly elaborate design makes it easily adaptable to any type of architectural environment. All materials used have been carefully selected for their resistance, endurance and safety qualities, the result of Automatic Systems' engineering experience accumulated for many years.

The PMD is an effective deterrent to fraudulent entry as the gate is mechanically and electronically locked in the closed position. In the open position, the safety glass panel is completely recessed alongside the cabinet providing a comfortable walkway, as well as excellent safety egress. The gate has a fail-safe device that moves it to the open position during power failure.

Protection cells and electronic torque limiter effectively ensure the user's safety during his passage.

1. High rigidity self-supporting frame, integrating an electromechanical drive, users' passage safety sensors and electronic control units.
2. Lateral panels on the side opposite to the obstacle made of painted steel (standard color available: RAL5018 Turquoise blue. Other colors as option.)
3. Front and rear end sections made of 1,5 mm thick brushed finish AISI 304L stainless steel sheet. Element designed to accept access control systems (proximity cards and ticket readers...).
4. Obstacle made of 12 mm thick clear tempered safety glass, standard height from floor: 1700 mm.
5. Clear anti-intrusion tempered glass leaf blocking the space over the housing to prevent any fraud by climbing over the gate.
6. Brushed finish AISI 304 stainless steel doors on both sides of the obstacle giving access to the gate electromechanical assembly. Fitted with safety locks.
7. Electromechanical assembly containing:
 - one asynchronous three-phase geared motor with an electromagnetic brake,
 - A transmission system with notched belts and pulleys,
 - two crankshaft-rod mechanisms to ensure smooth movements cushioned in the three stable positions, as well as the mechanical locking of the obstacle in closed and open position,
 - unlocking device of the obstacle with return spring to ensure automatic opening of the gate in case of power failure (standard version opens in B direction).
8. Programmable control logic ensuring motor operation, comprising:
 - one programmable control board,
 - one variable speed controller,
 - one general connection block,
 - 24V DC power supply.
9. User orientation pictogram.
10. Protection cells: in case of detection, they stop the movement of the obstacle when closing. Other functionalities are programmable: stop when opening, reopen after stopping,... If the PMD is not associated with a PNG, there must be a reflecting strip facing the obstacle.

A similar "UL" compliant equipment is available.

Anti-corrosion treatment

All mechanical parts have been treated against corrosion by zinc coating and passivation.

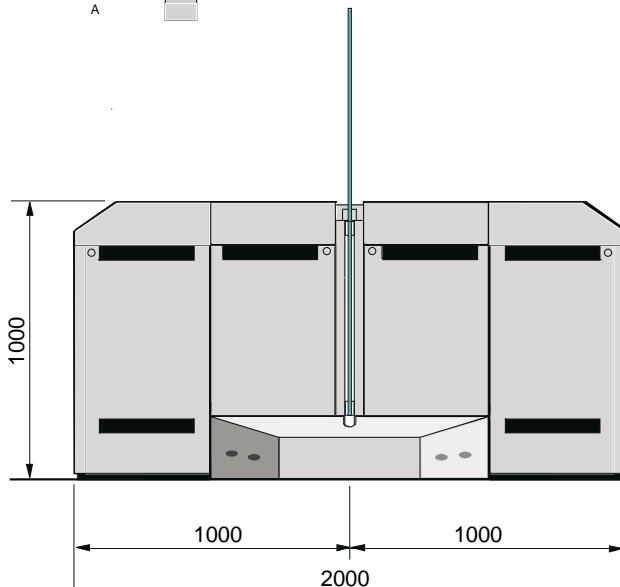
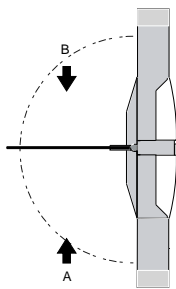
Standard technical characteristics

- Electrical power supply: 230V single-phase, 50/60Hz, 10A. (do not connect to a floating network or to high impedance earthed industrial distribution network)
- Speed reduction gearbox: reversible type, life-lubricated
- Nominal power consumption: 150W.
- Operation temperature: from 0° to + 50°C.
- Net weight: ±270 kg.
- Opening speed < 5 s;
- Closing speed < 4 s.
- Approximate throughput (depending on the access control system): 10 passages/minute.
- This equipment is IP40.
- MCBF (Mean Cycles Between Failures), when respecting recommended maintenance.
- EC compliant.

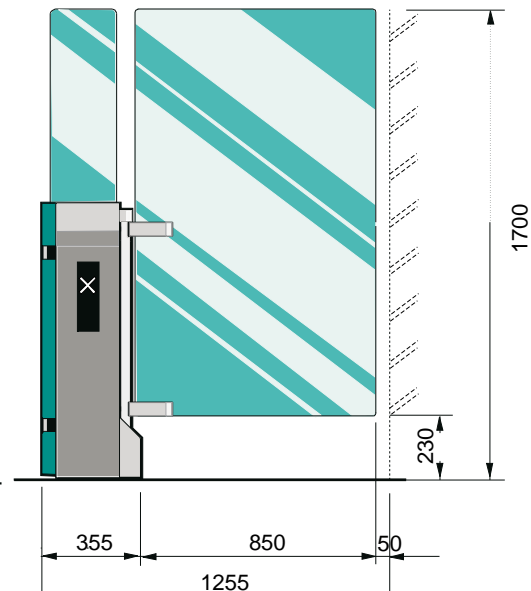
Conventions

Direction A = housing at the right hand side of the walkway

Direction B = housing at the left hand side of the walkway



Standard dimensions (mm)



With a constant view of adopting the latest technological developments, Automatic Systems reserves the right to amend the information above, at any time.